

PLAYERS TOURNAMENT REPORT THURSDAY - ROUND 4

VENUE | Hillside Golf Club

REPORT NUMBER | PP2022/458

PREPARED BY | ProPitch

DATE | 24/07/2022



Independent Assessment

This document is private and confidential and is intended for the persons to whom it is supplied only. The contents of this document are the intellectual property of Propitch Ltd and the club/stadium. Copyright reserved © 2022 Propitch Ltd



The greens have achieved a rating of 5 star



SITE DETAIL	
Course Name	Hillside Golf Club
Address	37 Hastings Rd, Southport PR8 2LW, UK
Contact	Links Manager
Contact Number	Redacted
Email Address	Redacted
Grass Type	Greens - Browntop Bent, Annual Meadow, Fescue
Date of Visit	24/07/2022
Date of Last Visit	23/07/2022
Type of mower	Ride on Triple
Greens rolled	Yes
Construction Type	Natural
ASSESSMENT DETAILS	
Assessment Type	Players Tournament Report
Test Status	Independent Assessment

This report was compiled post testing across the putting green and 18 greens prior to the first tee time of Round 4 at Hillside Golf Club for the DP World Tour Cazoo Classic. Testing was carried out from 05.00 to 09.00 on the 24th of July. The results presented, are for stimp speed, stimp consistency against the course average, greens firmness, green firmness against the course average, and approach firmness. In addition the soil moisture, sward height, NDVI, TrueTrack (Horizontal and Vertical ball deviation) have been collected for later correlation.


WEATHER CONDITIONS DURING VISIT

Surface Condition (dry or wet)	Dry
Surface Temperature (°C)	15.0



Sunday, 24 July 2022

Moonrise: 01:11 AM Moonset: 06:48 PM

Min/max
18°/21°C

Light rain shower 

 05:14 AM  09:22 PM

Time	Forecast	Rain	Rain %	Cloud	Pressure	Wind	Gust	Dir
06:00 18 °C	 18 °C	0.6 mm	0%	62%	1009 mb	26 km/h	40 km/h	↘
09:00 21 °C	 21 °C	0.0 mm	0%	63%	1009 mb	26 km/h	32 km/h	↘
12:00 20 °C	 20 °C	0.9 mm	0%	100%	1008 mb	24 km/h	30 km/h	↙
15:00 20 °C	 20 °C	1.2 mm	0%	100%	1006 mb	22 km/h	28 km/h	↙
18:00 21 °C	 21 °C	1.5 mm	0%	79%	1005 mb	23 km/h	28 km/h	↘
21:00 18 °C	 18 °C	0.1 mm	0%	62%	1005 mb	25 km/h	39 km/h	↘



PUTTING GREEN

GREEN 1



GREEN 2



GREEN 3




GREEN 4

GREEN 5



GREEN 6




GREEN 7



GREEN 8



GREEN 9



GREEN 10

GREEN 11



GREEN 12



GREEN 13



GREEN 14



GREEN 15



GREEN 16



GREEN 17



COURSE AVERAGES	
Firmness (G)	119 G
Approach Firmness (G)	126 G
Green Speed (Stimp)	10ft 7 "
Soil Moisture	21.3 %
NDVI	0.72
Sward Height	4mm (Cut at 3.9mm)
Irrigation Applied	1mm (Hand watering)
Rainfall (Previous 24hrs)	6mm

GREEN 18

Stimp Speed / Consistency DP World Tour Hillside GC

Green	Morning 20.07.22 Pro AM		Morning 21.07.22 Round 1		Morning 22.07.22 Round 2		Before Round 3, Morning preparation		Before Round 4, Morning preparation	
	Ft	Variation from course average	Ft	Variation from course average	Ft	Variation from course average	Ft	Variation from course average	Ft	Variation from course average
Putting	10' 0"	-1.2	10' 1"	-0.7	10' 4"	-0.6	10' 5"	-0.2%	10' 1"	-4.1%
1	10' 3"	1.1	10' 2"	-0.4	10' 9"	3.3	11' 0"	5.3%	11' 3"	6.3%
2	10' 4"	1.4	9' 8"	-4.9	10' 7"	1.6	10' 0"	-4.1%	10' 5"	-1.4%
3	9' 11"	-2.5	10' 4"	1.3	10' 4"	-1.1	10' 10"	3.7%	10' 7"	0.4%
4	10' 2"	-0.2	10' 6"	2.9	11' 1"	6.8	11' 4"	8.4%	11' 5"	8.2%
5	9' 7"	-5.7	10' 3"	0.9	10' 5"	-0.3	10' 11"	4.3%	11' 3"	6.5%
6	9' 2"	-9.9	9' 11"	-2.3	10' 1"	-3.0	10' 5"	-0.9%	10' 2"	-3.5%
7	11' 3"	11.1	11' 4"	11.6	11' 9"	12.9	10' 2"	-2.9%	10' 5"	-1.0%
8	10' 3"	1.1	9' 12"	-2.0	10' 5"	-0.1	10' 1"	-3.4%	10' 6"	-0.7%
9	10' 5"	2.7	9' 3"	-8.7	9' 11"	-5.0	10' 4"	-1.5%	10' 6"	-0.3%
10	10' 6"	3.3	10' 2"	0.0	9' 11"	-4.9	9' 10"	-6.5%	10' 8"	1.4%
11	11' 8"	14.9	9' 10"	-3.3	10' 3"	-1.6	10' 9"	2.9%	10' 5"	-1.1%
12	9' 5"	-7.0	9' 8"	-4.9	10' 4"	-0.8	10' 5"	-0.4%	10' 6"	-0.3%
13	9' 7"	-6.0	10' 2"	0.0	10' 0"	-3.9	10' 0"	-4.5%	10' 4"	-1.9%
14	10' 0"	-1.5	10' 5"	2.5	10' 2"	-2.4	10' 8"	2.0%	9' 11"	-6.1%
15	9' 8"	-5.1	10' 2"	-0.4	9' 7"	-7.9	10' 4"	-1.0%	11' 1"	4.8%
16	10' 4"	1.7	10' 4"	1.9	10' 5"	-0.3	10' 7"	1.0%	10' 4"	-2.4%
17	10' 4"	2.0	10' 3"	0.6	10' 3"	-1.4	10' 4"	-1.2%	10' 4"	-2.4%
18	10' 0"	-1.2	10' 9"	5.8	11' 4"	8.7	10' 4"	-1.0%	10' 3"	-2.5%
AVG	10' 2"		10' 2"		10' 5"		10' 5"		10' 7"	

GLOSSARY

The glossary details the tests that make up the following assessment. Further testing was carried out but this is not detailed in the Players Tournament Report.

ASSESSMENT DETAILS	
Assessment Type	Players Tournament Report
Test Status	Independent Assessment

PLAYING QUALITY

Green Speed - measures a surface's pace or speed by determining the resistance the surface offers to a rolling ball.

Green Speed consistency - measures the variation in stimp reading on different greens

PHYSICAL QUALITY

Rainfall - The amount of rainfall in the last 72 hours

Irrigation - The amount of irrigation applied in the last 72 hours

Moisture - The moisture content measured at 60mm depth

Green Firmness & Approach Firmness - measures the soil strength and consolidation levels in gravities.

TURF QUALITY

Total ground cover - is the percentage of grass cover over the entire turf surface.

Weed Grasses - is the percentage of weed grasses over the turf surface.

Sward Height - is the height the grass plant is being maintained.

Greens cut height - Using the free pile height prism to measure the grass height in millimeters

SITE PHOTOGRAPHS



Description:- Maintenance prior to the players starting




Description:- 8th green

SITE PHOTOGRAPHS



Description:- 1st green preparation



Description:- TrueTrack testing during stimp



Address | 1 Adam Square, Brucefield Industry Park, Livingston, EH54 9DE, United Kingdom

Contact | info@propitch.online +44 1506 444755