

PRO **PITCH**



PITCH TESTING A NEW APPROACH



- Spotlight Stage 2 November 10:45
- Dean Tingley & Niall MacPhee



INTRODUCTIONS



Dean Tingley

Sports Turf Consultant

An expert in build and maintenance of natural and hybrid, leading elite competition delivery



Niall MacPhee

Associate Director

Sports Labs group, a sports engineer with 16 years experience in technology and testing and player feedback

WHAT WE WILL COVER

- Our data journey & data potential
 - Data – Insights – Objective
- What brings accuracy
- Actions (By person/machine)
- Trending and bench marking for you
- AAA Tour - The power of insights
- The FIFA program



SCORE RATING



DATE COMPARISON



INDIVIDUAL TEST

WHY IS THIS A NEW APPROACH

Harness the power of **self assessment** with **accuracy** in collection.

Data – Insights – Action. We talked about this, now we can do it to better effect.

For AI or machine learning **we need data**

PROPITCH

SUMMARY REPORT

TURF QUALITY		PITCH ZONE SCORE										
	Ranges	1	2	3	4	5	6	Average Total Pitch Score	Previous Average Pitch Score	Possible Rating	Awarded Rating	Awarded Score
	90-100									10		
	80-89	95	95	95	95	95	95	95		7	10	10
	60-79									5		
	0-59									0		
	0-4.9									4		
	5-9.9	1	2	2	1	3	2	1.8		3	4	10
	10-14.9									2		
	>15									1		
	22-30 (Optimum)	25	28	24	25	26	27	26		NA	NA	NA
	>50									10		
	40-49									7		
	30-39	120	130	120	130	120	110	118.3		5	10	10
	0-29									3		
	0-4.9									4		
	5-7.9	4	4	5	3	2	3	9.3		3	2	50
	8-11.9									2		
	>12									1		
	90-100									10		
	80-89	80	80	80	80	80	80	80		4	4	40
	70-79									2		
	0-69									0		

08-2020

PROPITCH

“If you can measure it you can manage it”

Key Activities

Sports Surface and technology experts, improving playing conditions

Inclusive model

Interactive and built for all with knowledge sharing at the heart of our operations

PROPITCH
★★★★★
COMPANY PROFILE

Geographical Location

Building a global presence with our network and ability to travel with innovation

Our People

Leaders, driven and experienced with a balance of skill sets

A leading FIFA research institute

Key Activities

Sports Surface and technology experts, improving playing conditions

Inclusive model

Interactive and built for all with knowledge sharing at the heart of our operations



TESTING TECHNOLOGY FOR SPORT

Our People

Leaders, driven and experienced with a balance of skill sets

Geographical Location

Building a global presence with our network and ability to travel with innovation

OUR DATA JOURNEY

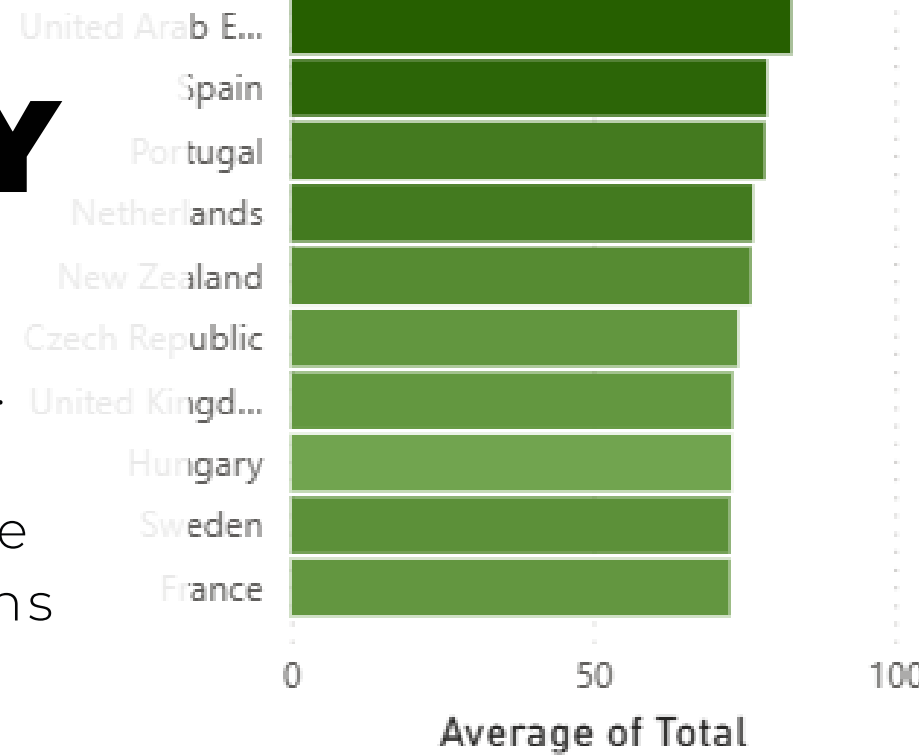
With over 1 million data points, over 20 years of data we now leading with objective intelligence.

This allows our leading consultants to provide the most up to date and informative recommendations for pitch improvement

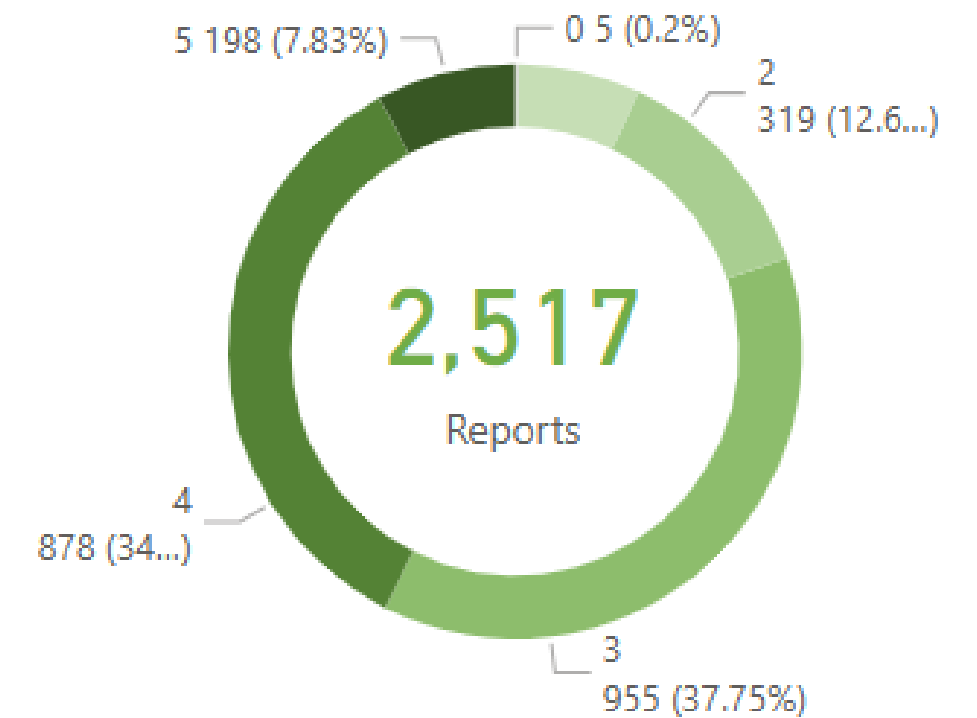
Average Rating

71.08

Rating by Country (min 10 Reports)



Assessments by Rating




Average Score by Construction Type

INSIGHTS



ACTION



DATA





PROPITCH



FIELD MARSHALL TOUR

A VOLUNTARY COMMITMENT

- Bringing player safety and experience back into play
- Construction
A deep dive into more construction versus performance objective data
- All levels - access for all
- To gain the knowledge not known in industry

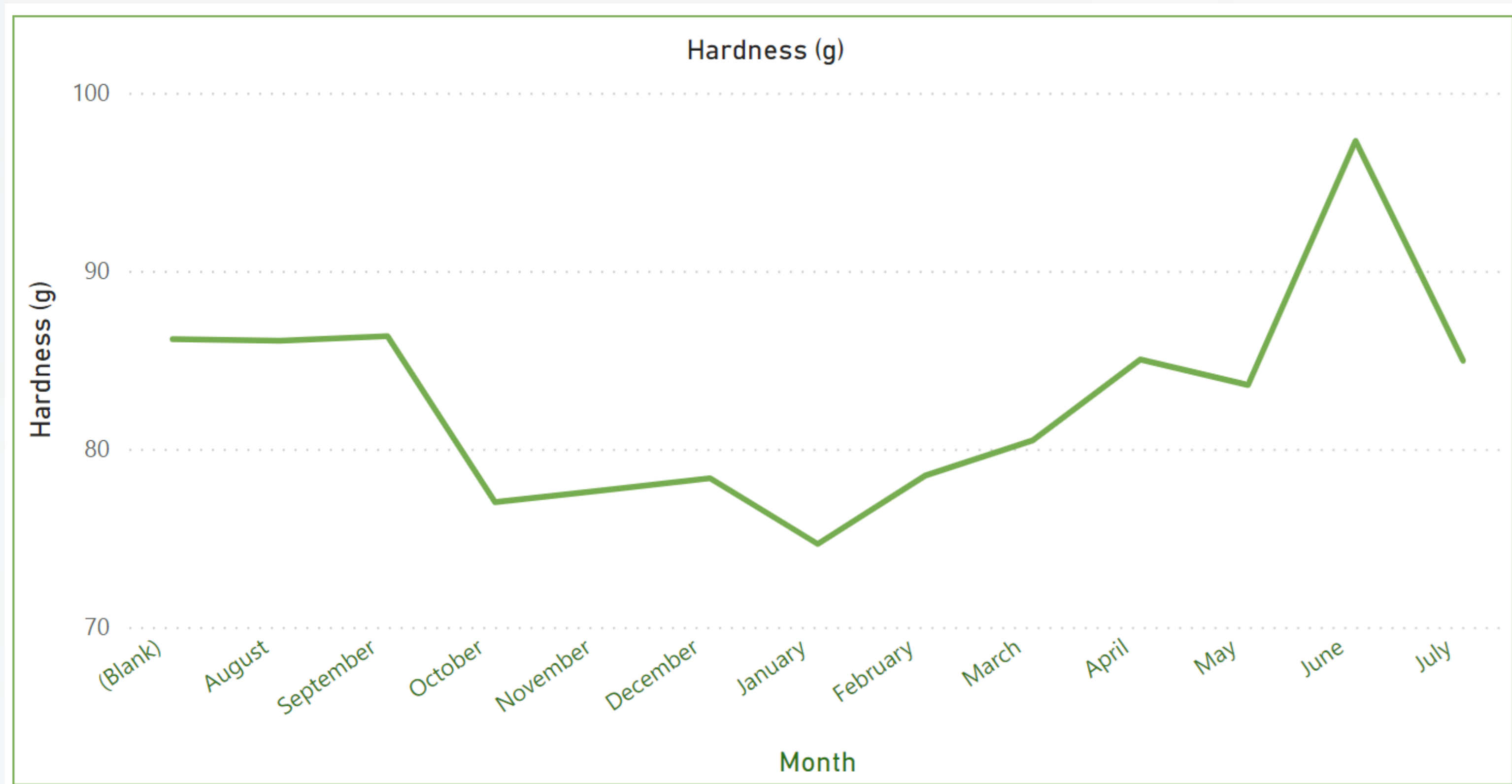
WHAT BRINGS ACCURACY

- Have confidence and consistency
- Data is powerful when accurate
- Build up you pitch passport

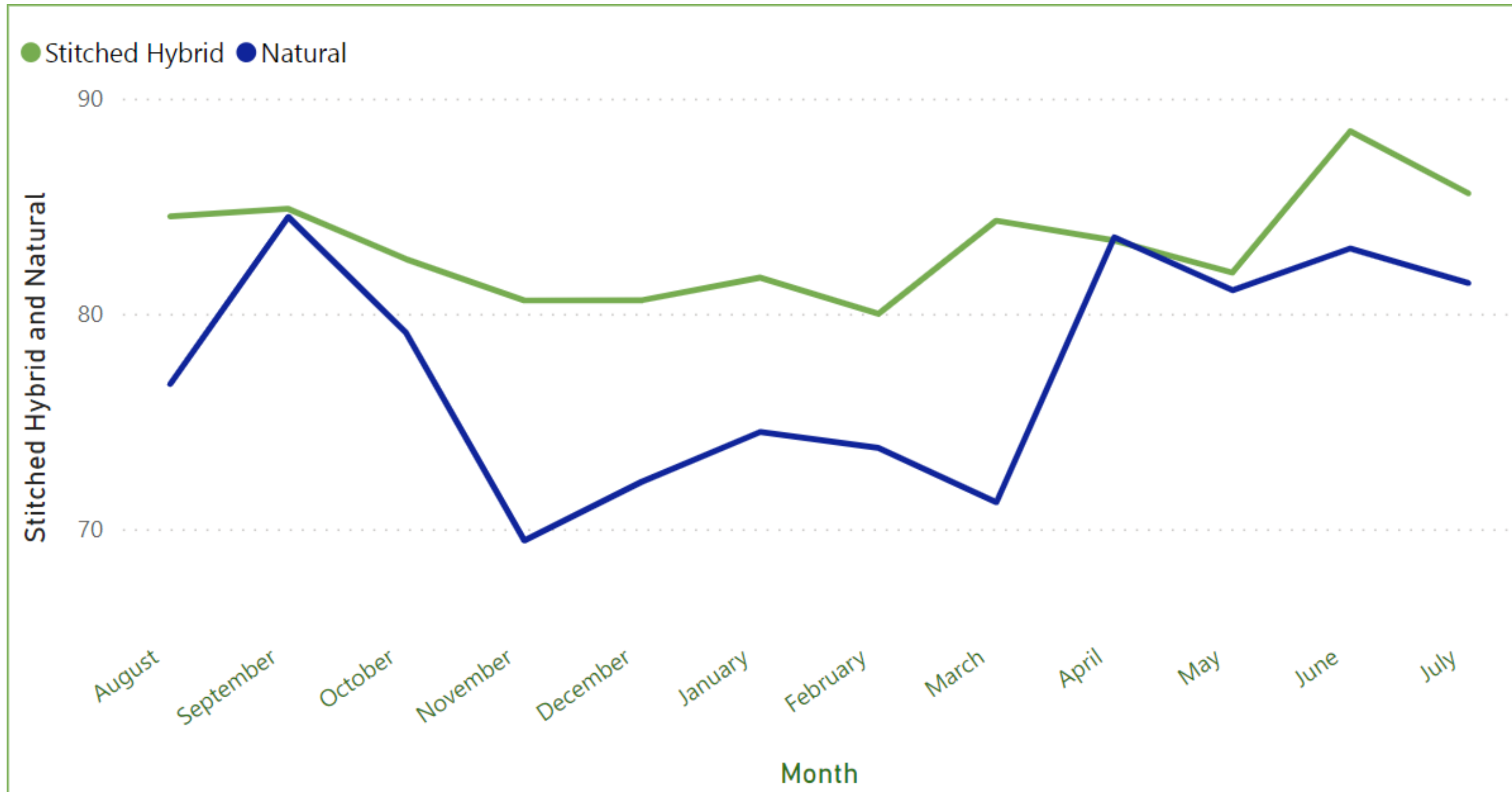




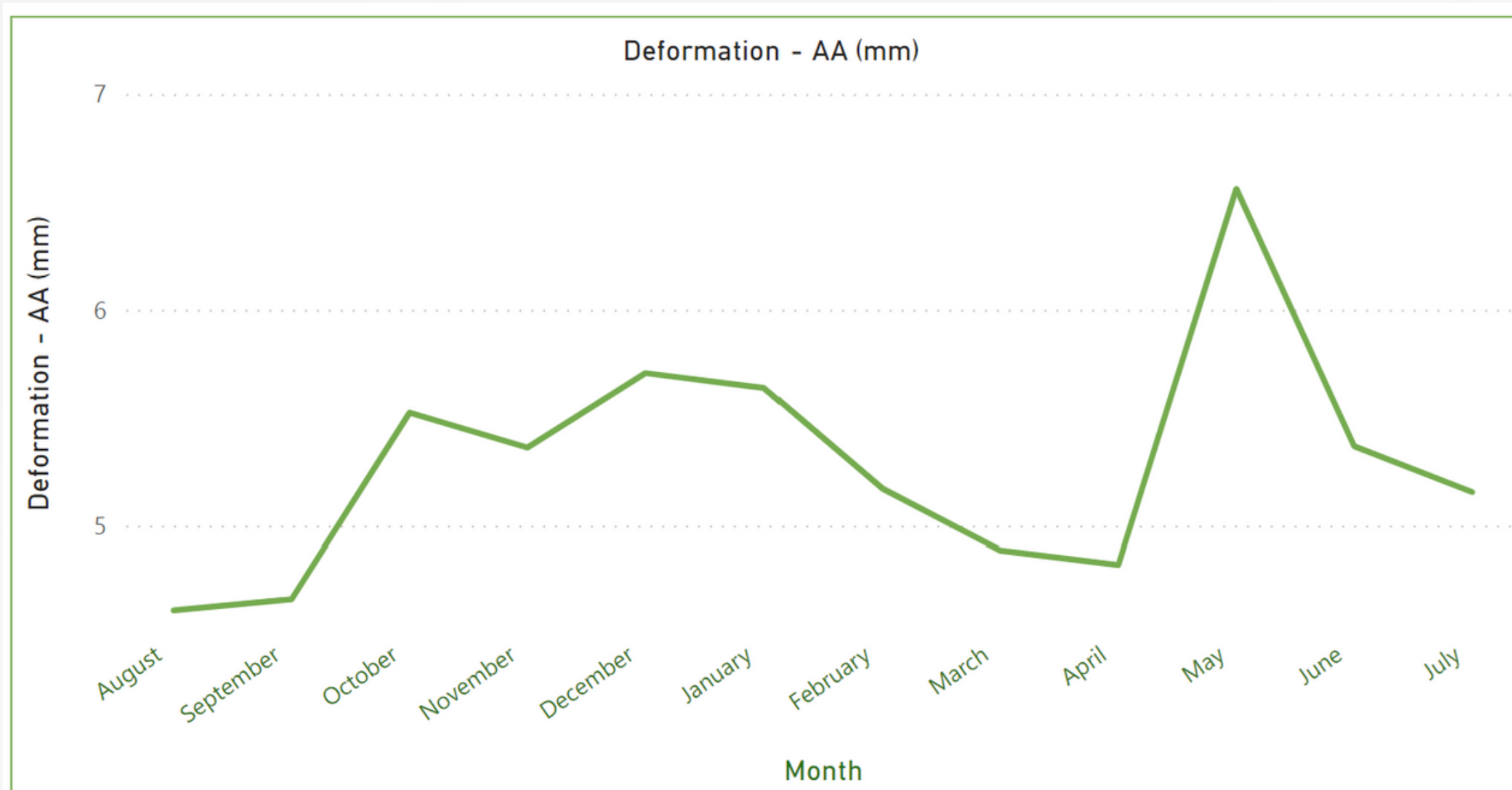
SURFACE HARDNESS



SURFACE HARDNESS



SURFACE DEFORMATION



1 Star
6.86
Deformation - AA (m...

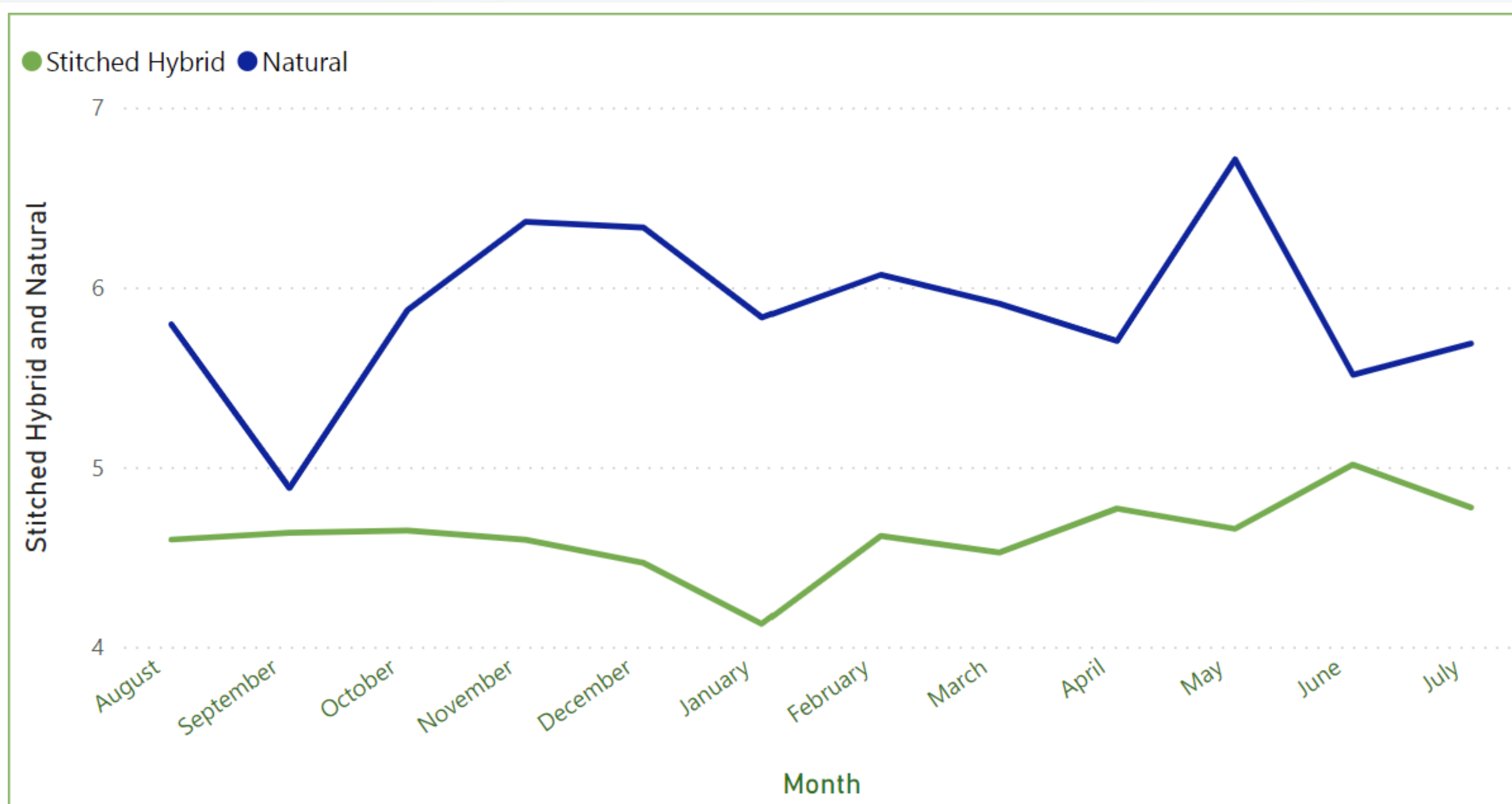
2 Star
5.19
Deformation - AA (m...

3 Star
4.97
Deformation - AA (m...

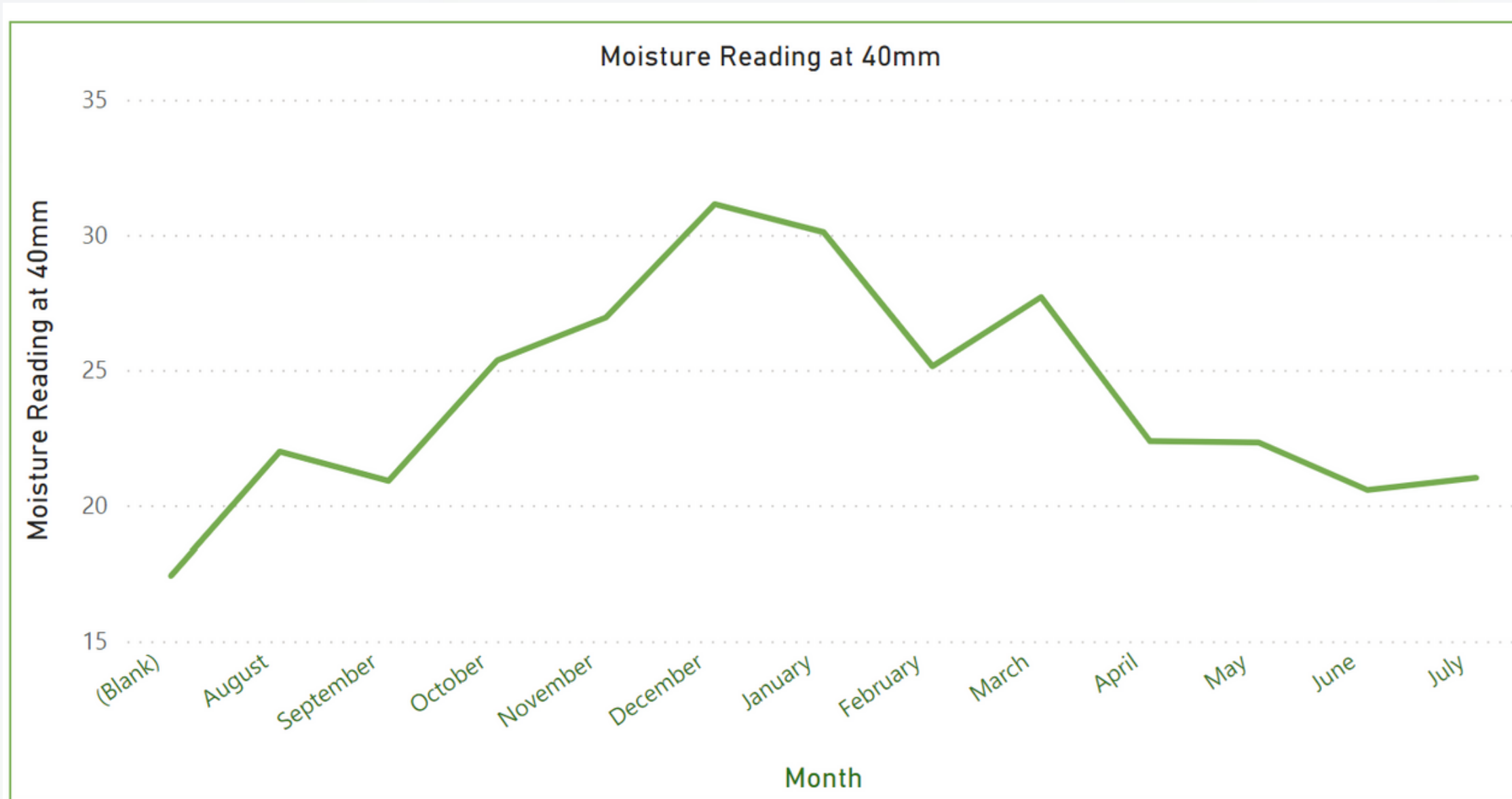
4 Star
4.95
Deformation - AA (m...

5 Star
4.82
Deformation - AA (m...

SURFACE DEFORMATION

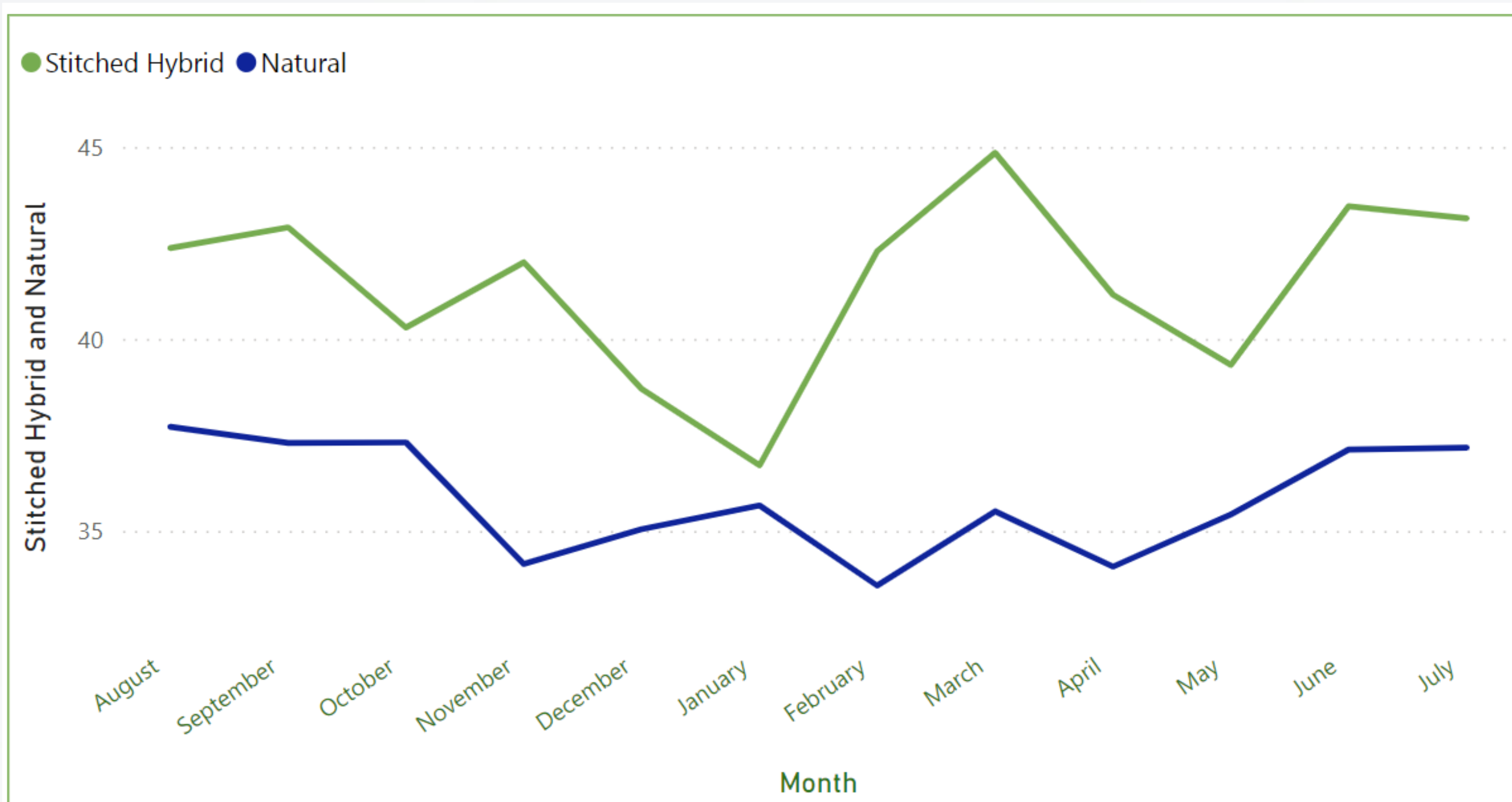


MOISTURE READING

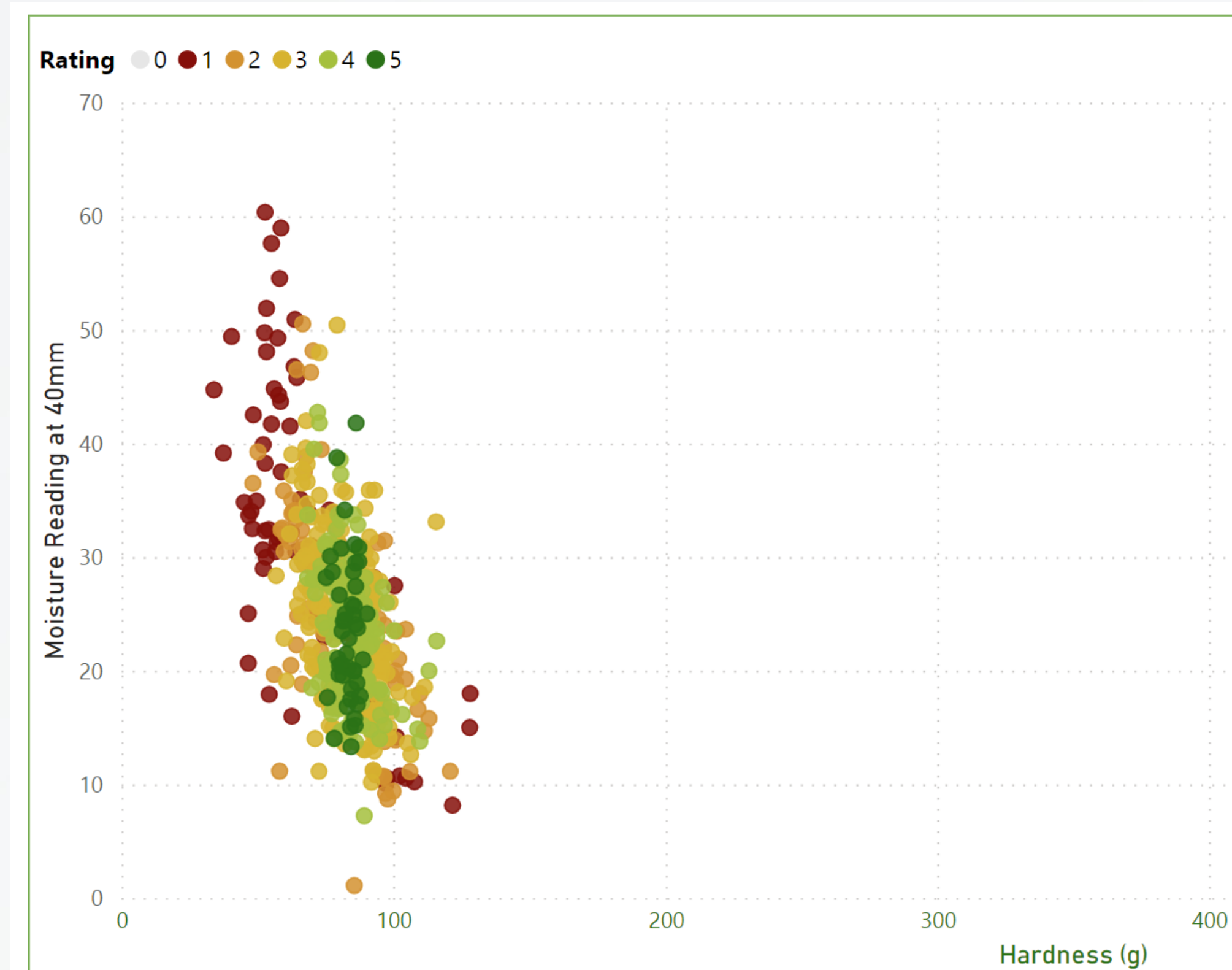


1 Star	2 Star	3 Star	4 Star	5 Star
32.52	24.56	24.40	22.63	22.51
Moisture Reading at ...	Moisture Reading at ...	Moisture Reading at ...	Moisture Reading at ...	Moisture Reading at ...

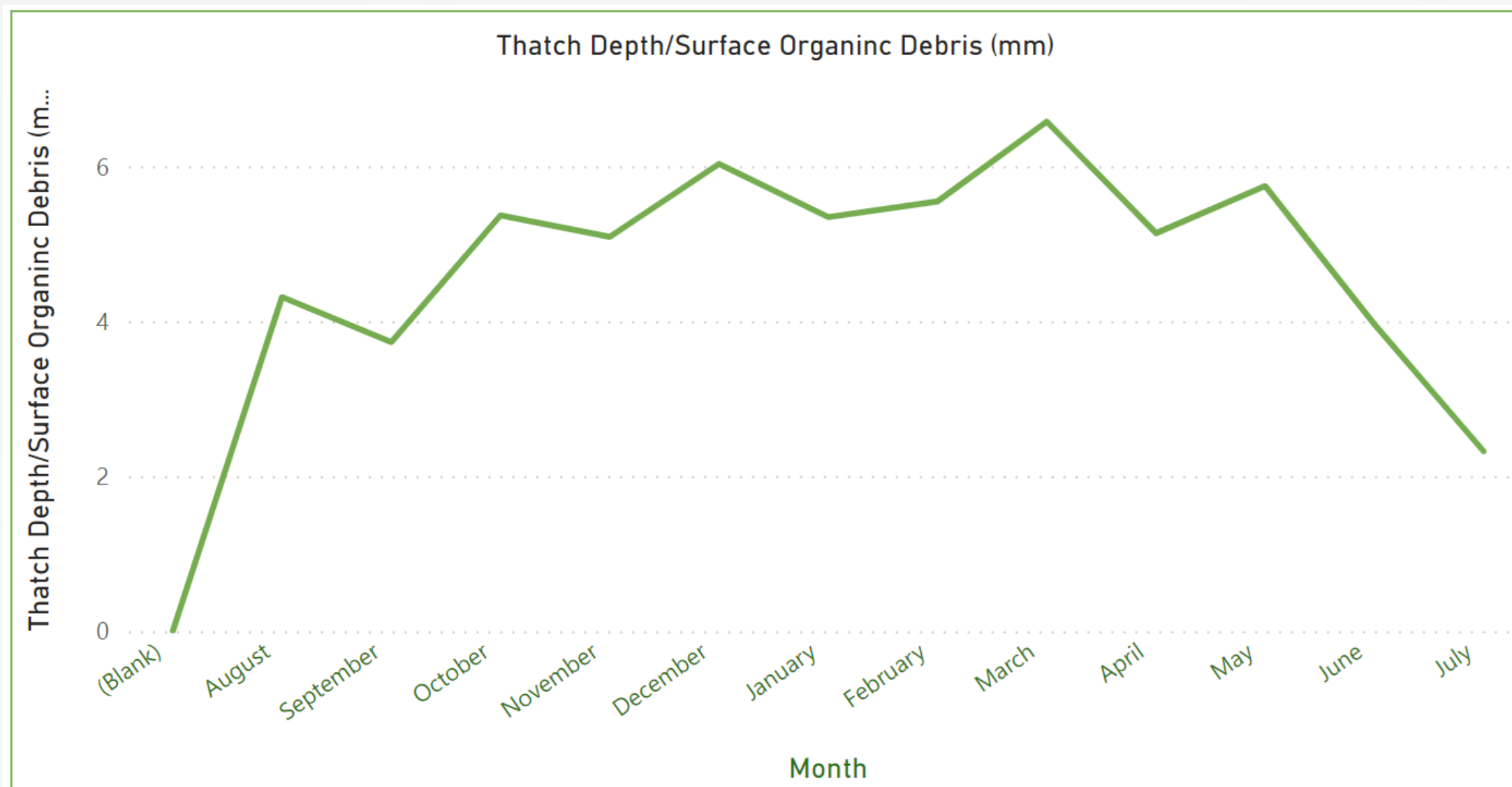
TRACTION (ROTATIONAL RESISTANCE)



RATING - HARDNESS - MOISTURE

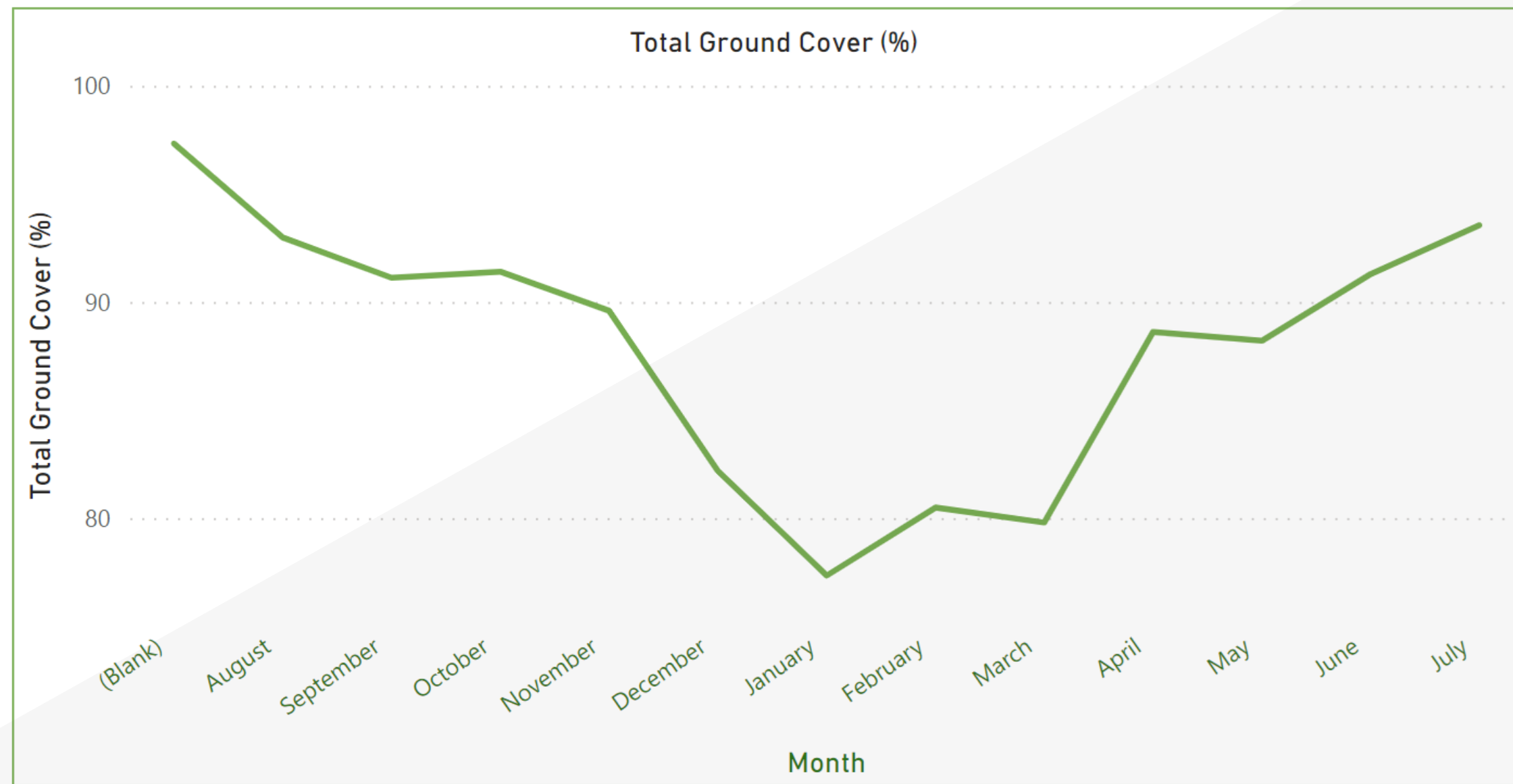


THATCH - ORGANIC DEBRIS



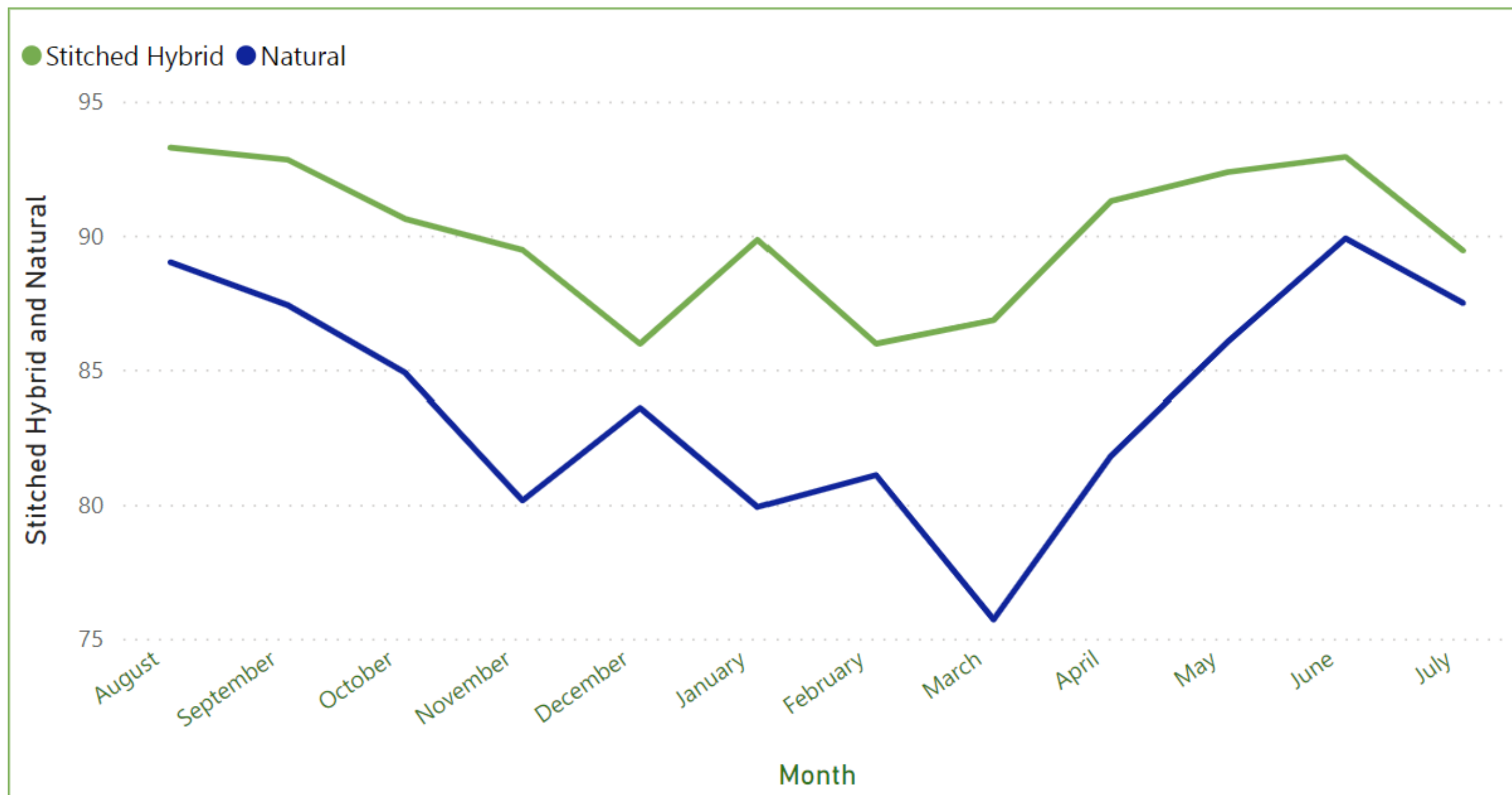
1 Star	2 Star	3 Star	4 Star	5 Star
12.40	8.17	4.72	2.02	1.13
Thatch Depth/Surfac...	Thatch Depth/Surfac...	Thatch Depth/Surfac...	Thatch Depth/Surfac...	Thatch Depth/Surfac...

TOTAL GROUND COVERAGE

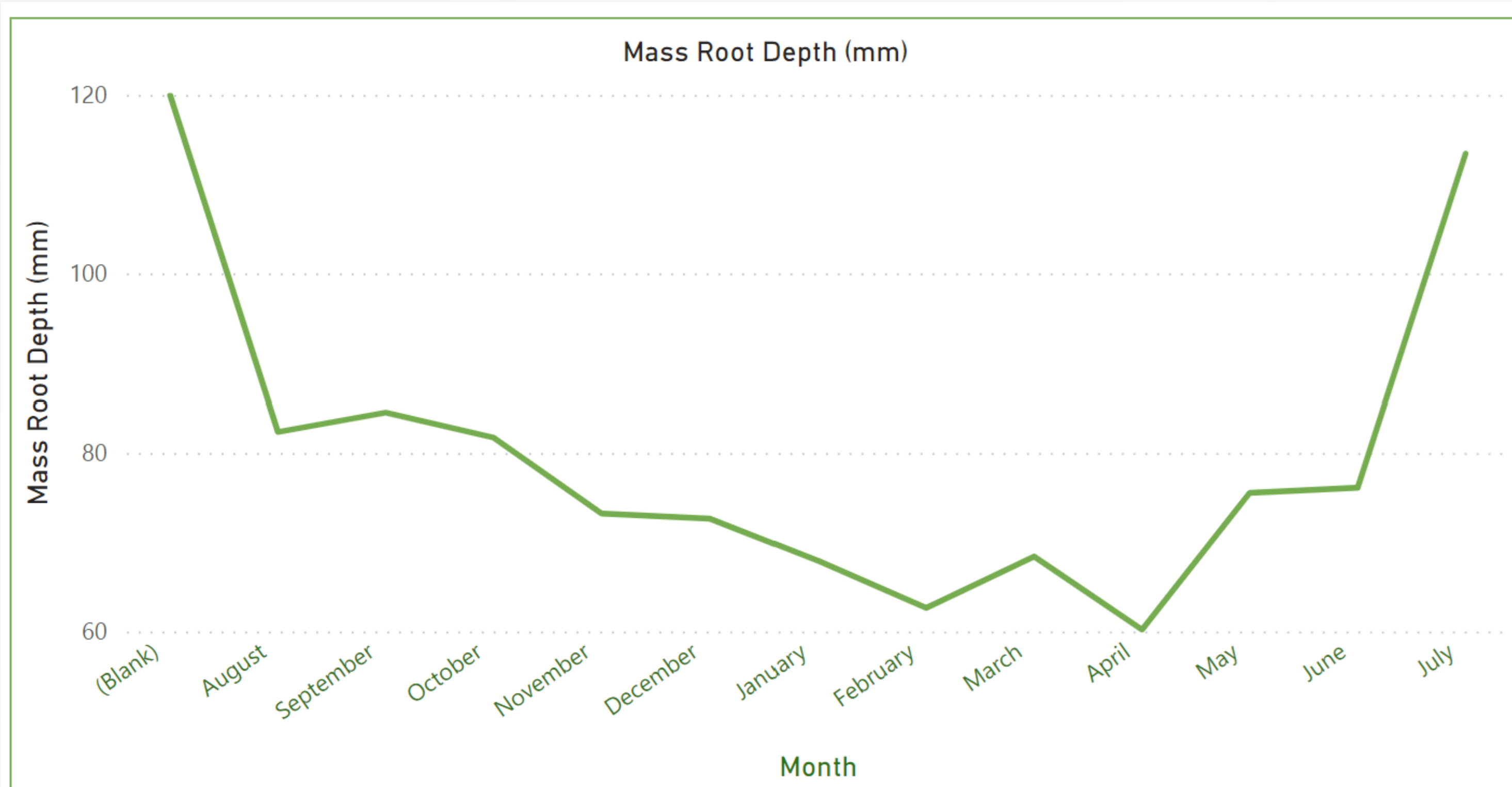


1 Star	2 Star	3 Star	4 Star	5 Star
72.38	80.22	86.24	92.82	97.11
Total Ground Cover (...)	Total Ground Cover (...)	Total Ground Cover (...)	Total Ground Cover (...)	Total Ground Cover (...)

TOTAL GROUND COVERAGE



MASS ROOT DEPTH



RAISING STANDARDS TOGETHER AROUND THE WORLD



FIFA QUALITY PROGRAMME FOR NATURAL PLAYING SURFACES

October 2021 Edition | Version 1.0

FIFA Natural Turf Guidelines

FIFA natural pitch rating system

Characteristic	Test method	Test apparatus	Full assessment – test positions	Reduced assessment – test positions
Performance	Vertical ball rebound	Vertical ball rebound	A, L, K, J, Q, H	optional testing
	Ball roll	Ball roll ramp	A, L, K, J, Q, H	optional testing
	Shock absorption	Advanced Artificial Athlete	All test locations (A to S)	optional testing
	Vertical deformation	Advanced Artificial Athlete	All test locations (A to S)	optional testing
	Rotational resistance	Lightweight rotational resistance apparatus	A, L, K, J, Q, H	optional testing
	Evenness	three-metre straightedge	All playing surfaces	All playing surfaces
Agronomy	Surface hardness	Impact tester	All test locations (A to S)	A, L, K, J, Q, H
	Compaction severity	Penetrometer	A, L, K, J, Q, H	optional testing
	Infiltration rate	Two concentric cylinders	A, L, K, J, Q, H	optional testing
	Normalised difference vegetation index (NDVI)	NDVI handheld device	All test locations (A to S)	optional testing
	Sward height	Prism	A, L, K, J, Q, H	A, L, K, J, Q, H
	Root depth	Steel ruler	A, L, K, J, Q, H	A, L, K, J, Q, H
	Thatch depth	Steel ruler	A, L, K, J, Q, H	A, L, K, J, Q, H
	Sward colour	Visual assessment	A, L, K, J, Q, H	A, L, K, J, Q, H
	Ground coverage %	Square frame	A, L, K, J, Q, H	A, L, K, J, Q, H
	Weed content %	Square frame	A, L, K, J, Q, H	A, L, K, J, Q, H
	Insect pests	Square frame	A, L, K, J, Q, H	A, L, K, J, Q, H
	Diseases	Square frame	A, L, K, J, Q, H	A, L, K, J, Q, H
	Volumetric soil moisture content	Moisture probe	A, L, K, J, Q, H	A, L, K, J, Q, H

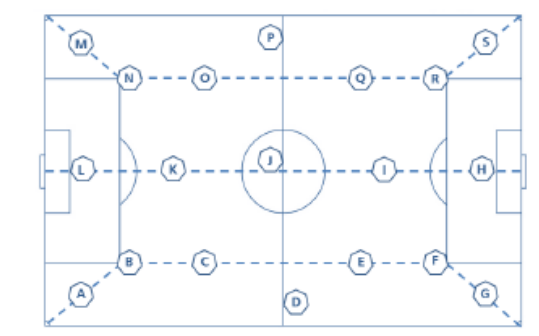


Figure 1: Field test positions

FIFA NPS & WEBINAR



- The FIFA program
 - Guidance documents
 - Quality Programme
- Webinar
 - FIFA Natural & Hybrid Pitch Testing
 - Wed 8th of November, 14.00 – 1500 GMs




RECONNECT WITH THE PLAYER

WHY

- Injury prevention
- Competitive advantage

HOW

- Accuracy in data
- Player feedback mechanisms
- Insights from correlation
- Innovation in testing and tolerances





THANK YOU

Get in touch to see where you can go



SCAN ME FOR WEBSITE

